

ROBUS®

DOWNLIGHTS

CAVAN LED CCT3 SELECTABLE

6.5W, 8W, IP20, IP65



RC8CCT3-13

RCT6CCT-01

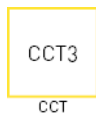
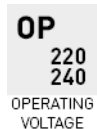
PRODUCT INFORMATION DOCUMENT

FEATURES

- Straight and tilt versions available
- Excellent thermal management for extended LED & driver life
- Quick connect driver for faster installation
- Compared to LV Halogen:
- Comparable light output so is a one for one replacement
- Saves over 78% energy for paybacks in less than 12mths
- Superb efficacy to comply with existing & future regulations

CONSTRUCTION

- Die cast aluminium heat sink/housing
- Polycarbonate bezel, connector housing & cover and LEDchroic lens
- Stainless steel fixings



| Product Code: | RCT6CCT3-01 RCT6CCT3-13 | RC8CCT3-01 RC8CCT3-13 |
|------------------------------------|----------------------------|--------------------------|
| Comparable to: | 50W Halogen | 50W Halogen |
| Total Power (W): | 6.7/6.6/6.8 | 7.9/7.7/7.9 |
| Power Factor: | 0.8 | 0.8 |
| Total Light Output (lm): | 590/680/670 | 710/820/810 |
| Total Emergency Light Output (lm): | NA | NA |
| Efficacy (lm/cctW): | 88/102/99 | 90/107/103 |
| Lux at 1m (lux): | 880/1,000/1,000 | 950/1100/1090 |
| Emergency Lux at 1m (lux): | NA | NA |
| CCT (K): | 3000/4000/6500 | 3000/4000/6500 |
| CRI: | 80 | 80 |
| IP: | 20 | 65 |
| Operation Temperature (°C): | -20 ≤ Ta ≤ +40 | -20 ≤ Ta ≤ +40 |
| Inrush Current: | 2A/100ns | 2A/100ns |
| RG Value: | 0 | 0 |
| SDCM: | 6 | 6 |
| P _{ST} LM: | NA | NA |
| SVM: | NA | NA |
| Energy Class: | F | F |
| Rated Life to L70B50 (Hrs): | 50000 | 50000 |
| Dimensions ØxH (mm): | 94x62 | 90x64 |
| Cut Out (mm): | 76 | 72 |
| Weight (kg): | 0.17 | 0.17 |

| Separate Control Gear Information | | |
|-----------------------------------|----------|----------|
| Type of Light Source: | LED | LED |
| Full Load Efficiency [%]: | 88 | 89 |
| P _{NET} (W): | NA | NA |
| Dimensions (mm): | 56x49x17 | 56x49x17 |

Product is certified to all the relevant standards.
Please contact our technical department for market specific compliances.

PLEASE NOTE: INFORMATION IN THIS DOCUMENT MAY BE SUBJECT TO CHANGE WITHOUT PRIOR NOTICE

IRE: TEL: +353 1 709 9000
 UK: TEL: 0800 973 220
 AUS: TEL: +61 7 3890 5444
 NZ: TEL: +64 03 668 5285

WEB: ROB.US.COM
 WEB: ROB.US.COM
 WEB: ROB.US.COM.AU
 WEB: ROB.USLED.CO.NZ

LED GROUP EUROPE · UK · AUSTRALIA · NEW ZEALAND · ASIA · MIDDLE EAST · AFRICA

ROBUS®

DOWNLIGHTS

CAVAN LED CCT3 SELECTABLE

6.5W, 8W, IP20, IP65

Cone Illuminance Diagram

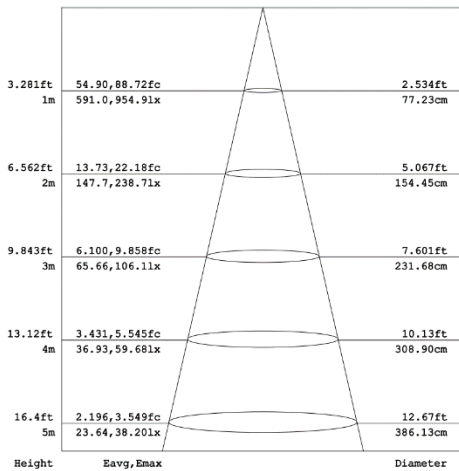
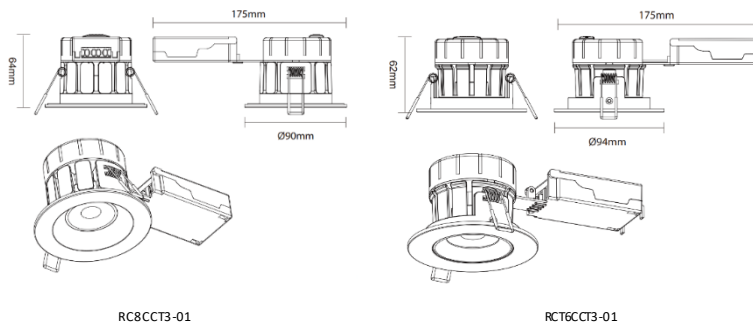


Diagram for RC8CCT3-01 in 3000K. Other diagrams available on request

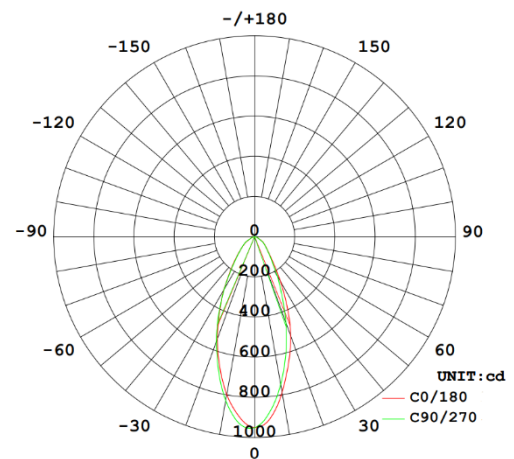
Dimension Diagram



Sensor Data

| | |
|--------------------------------|----|
| Time Off Delay: | NA |
| Illuminance Switching Range: | NA |
| Sensitivity Range (%): | NA |
| Mounting Height (max): | NA |
| Detection Zone Diameter (max): | NA |

Polar Intensity Diagram



Accessories

NA

PLEASE NOTE: INFORMATION IN THIS DOCUMENT MAY BE SUBJECT TO CHANGE WITHOUT PRIOR NOTICE

IRE: TEL: +353 1 709 9000
 UK: TEL: 0800 973 220
 AUS: TEL: +61 7 3890 5444
 NZ: TEL: +64 03 668 5285

WEB: ROB.US.COM
 WEB: ROB.US.COM
 WEB: ROB.US.COM.AU
 WEB: ROB.USLED.CO.NZ

LED GROUP EUROPE · UK · AUSTRALIA · NEW ZEALAND · ASIA · MIDDLE EAST · AFRICA